

Instructor

Amanda Crary Gallas

Student Work

- *Selected Collaborations*
- *Digital Photography*
- *Graphic Communications*
- *2D/3D Design*
- *Painting*

Design Foundations

Handbound poetry book collaboration:

Students were paired up with a beginning poetry student to inspire their hand-bound book as a final project.

The collaboration culminated in an end-of-the-semester event: poetry books were exhibited and the poets did a live poetry reading.

Press Link:

<http://ure.uncg.edu/prod/cweekly/2016/11/29/innovations-teaching-crary-elkins-teach-fusion/>









WORDS BY DICKENS
BOOK & DESIGN BY ASHLEY
CODE TO THE
BACK
OF MY FACE

Sometimes it turns to you








I am
from
making
my
own

Choices
and
questioning
the
world

A night scene with silhouettes of people on a hill against a starry green sky. The sky is filled with numerous small white and yellow stars, and a few larger, brighter yellow and white spots. The foreground is a dark, rounded hill with several silhouettes of people standing on top. The overall atmosphere is serene and magical.

To the stream of thousands
of lanterns

we made with
our own hands
out of bamboo sticks and wax paper
—we carried our lights
on fishing poles.



The crisp air plays
the invisible fingers sift

with my hair

through
the strands.

I like to imagine that it is you
making your presence known.

There will never be
another you —
and I miss you
like an endless season
of missing you.



A
Letter
To
My
Future
Self

POET: DIANE TOTTER
BOOK DESIGNER: CHELSEA LANCASTER
2016

it lives inside
the mind

words by
Lauren Estes

book and design by
Cameron Herring

2016

TENEH

The
who
Cried Wolf

Words by Krysta Heberly
Book and Design by Matthew B...

2016

Project:

Art Truck Installation

Students from three design classes collaborated as a large group of 60+ students to create an Art Deco inspired installation within a moving truck. Students also created an Art Deco zine, and participated in a live-printmaking station.

Students researched the Art Deco movement and created a living-room space within the mobile gallery, the Art Truck. Their designs utilized texture and tone.

This collaboration culminated in an event at the North Carolina Museum of Art in Raleigh at their annual College Night.





Speakeasy Print Station



Costume Contest



Print Station
with
assortment of
laser-cut
blocks






Zines

**Project:
Portrait
Photography
(Beginning
Photo)**

Explore unique light sources, shadows, angles, and color theory to create a unique portrait.









Project: Abstract Photography

Beginning
Photography

Explore framing and cropping with the viewfinder. Take photos of recognizable objects/subjects and make them unrecognizable by exploring alternative light sources, reflections, and compositions.




Project: Portrait Photography

Beginning Photography

Explore making multiple images that tell a story.







Drone Photography



Project:
Architectural
Rendering

(adobe illustrator)

Graphic Communication /
Graphic Design







LES VINS DE FRANCE

LES VINS DE FRANCE


PALAIS DE CINEMA

IMPRESSIONS DE FRANCE







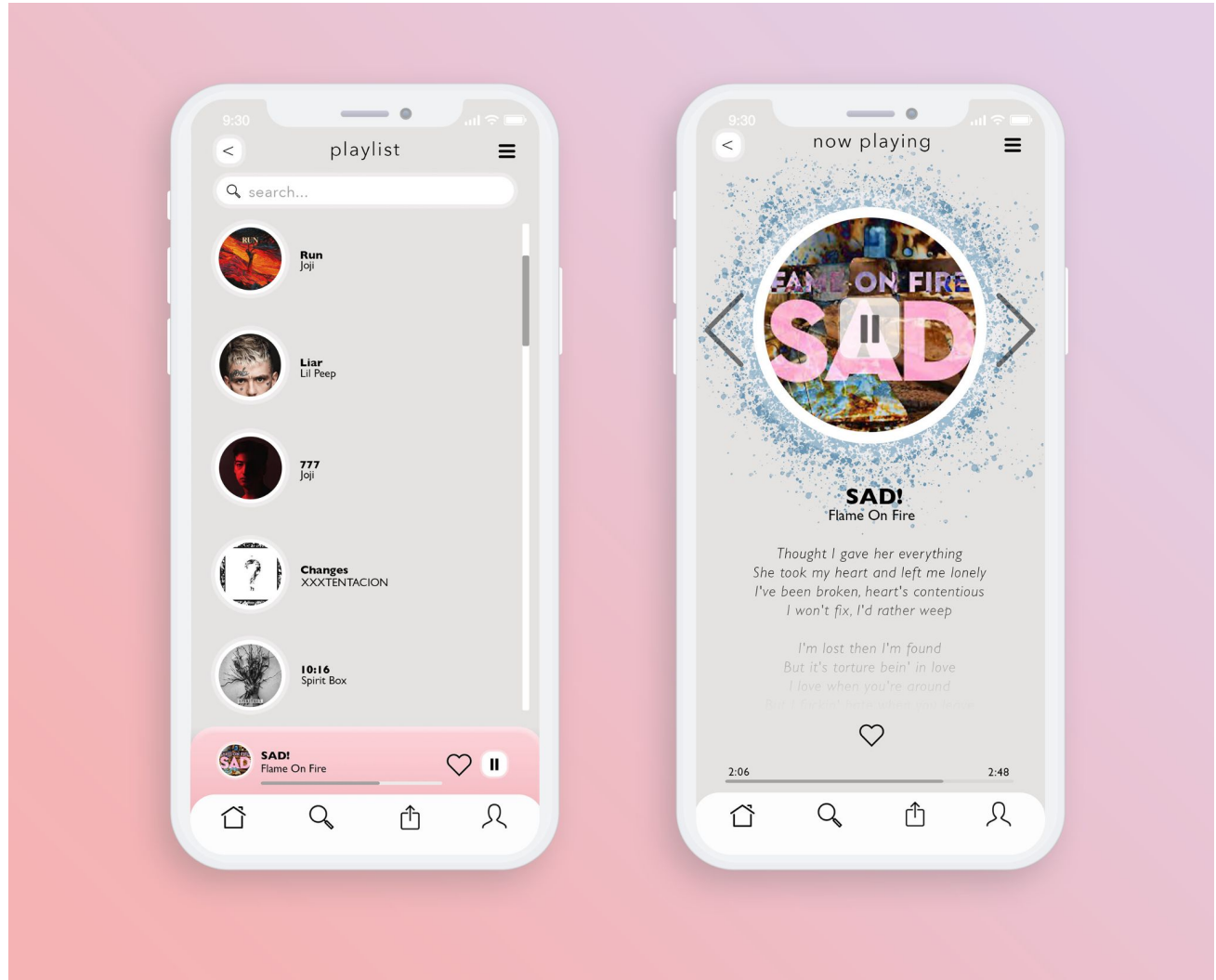



Project: User Interface Music Mobile App Design

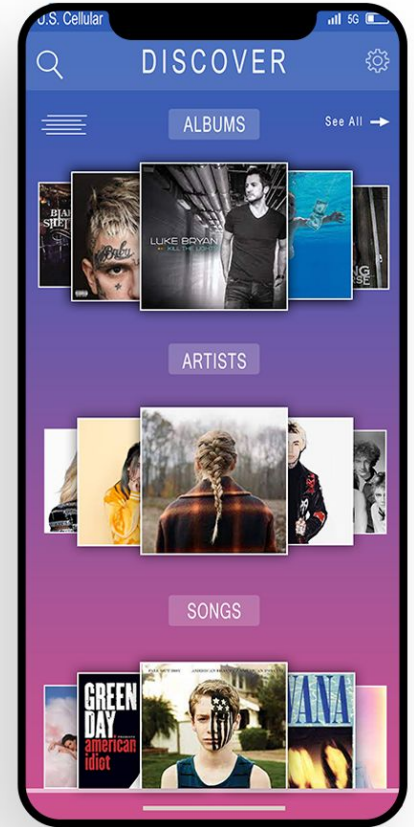
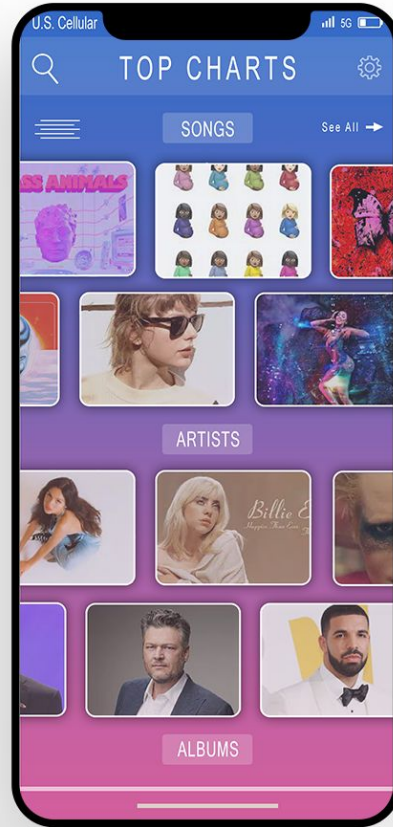
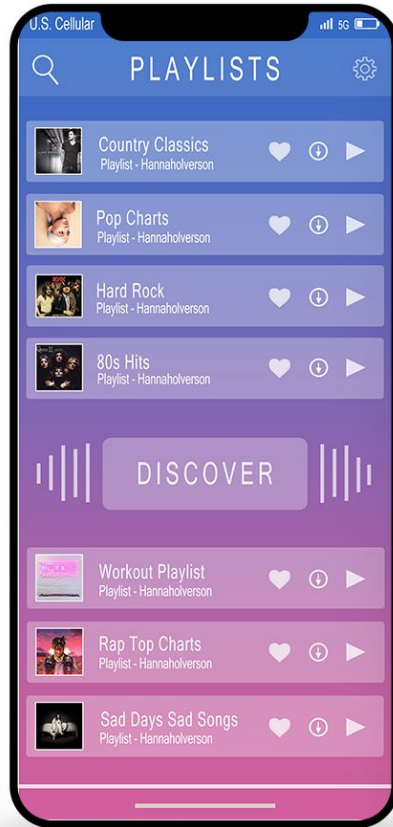
(adobe photoshop)

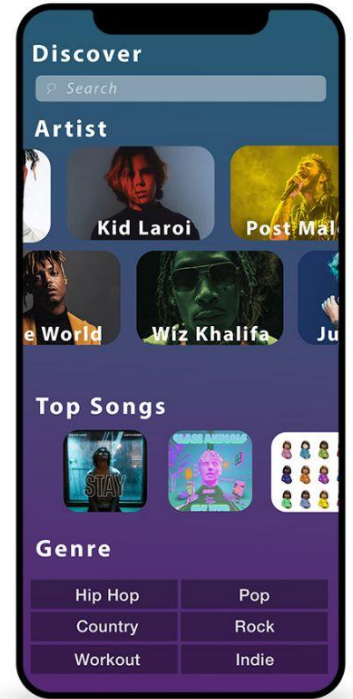
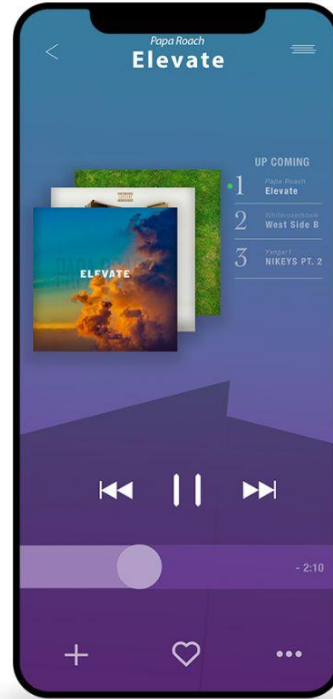
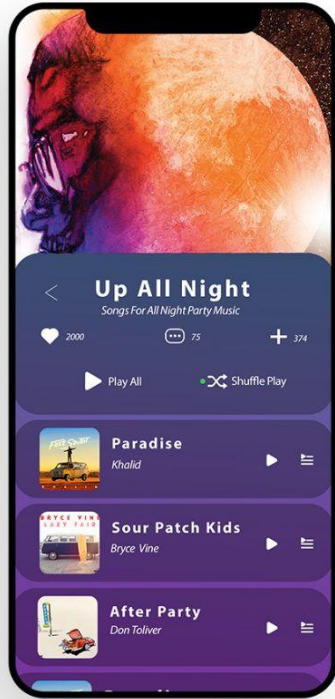
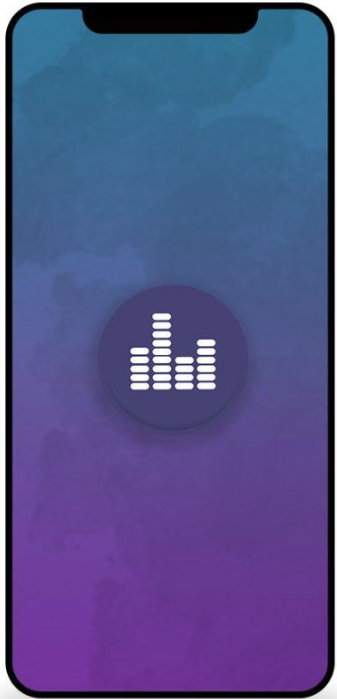
Graphic
Communication /
Graphic Design

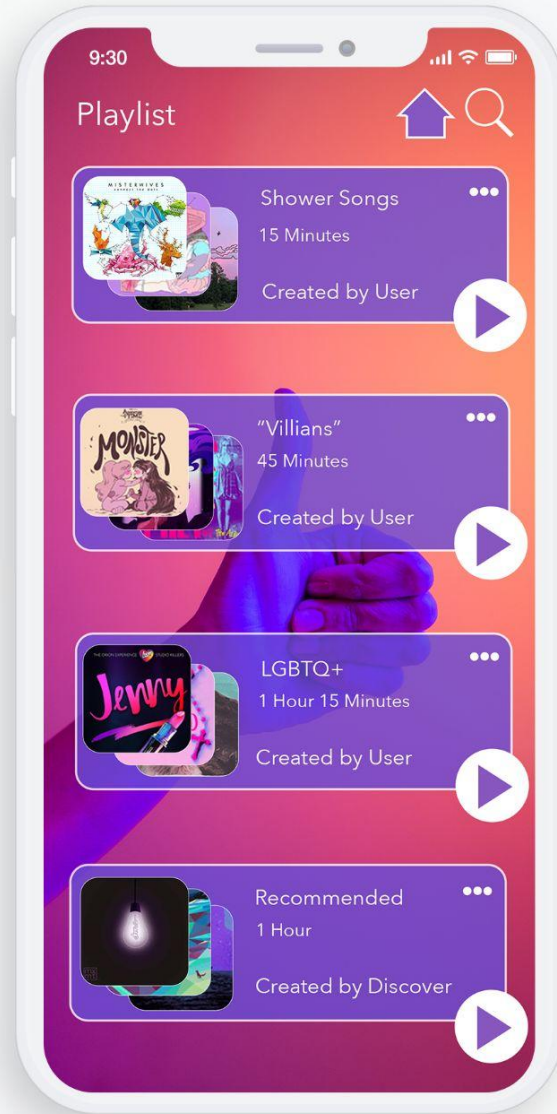
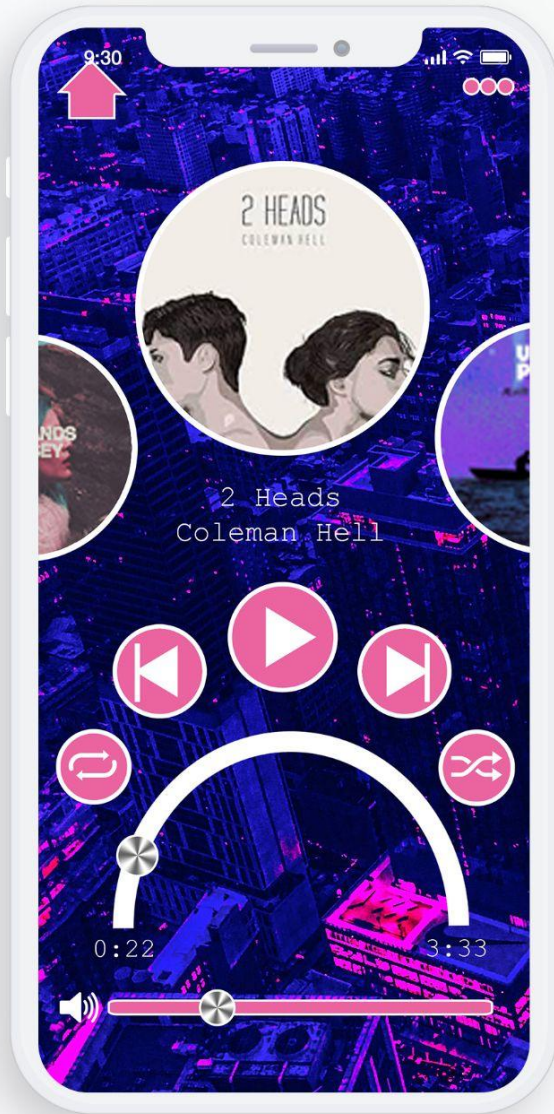
Create and design
unique icons,
buttons, and color
schemes from
scratch to build
your own visual
app.









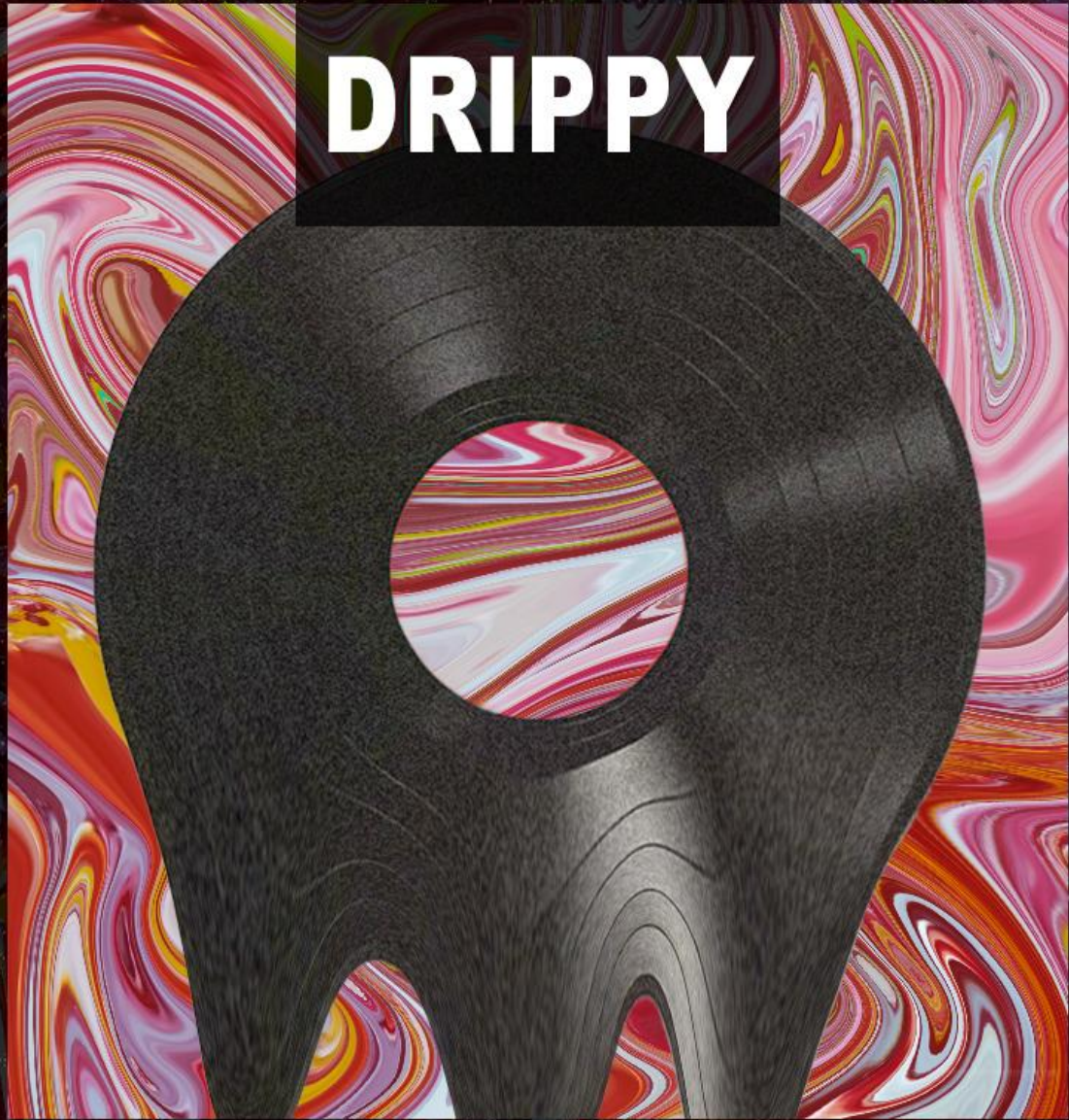


Project:
Music Album
Cover Art

Graphic
Communication /
Graphic Design



DRIPPY






DANNY OLSON


Project: Cardboard Collaborative Collage

2D/3D Design

Explorations of pattern, unity, variety, and low relief. Research “every day” patterns, such as shingles, siding, tile, etc.







Project: Spray Paint Stencils

2D/3D Design

Exploring: layers, color theory, pattern, resist techniques, multiple handmade stencils and making a series.
Students were asked to make a series of 3 finished pieces--each piece contains at least 3 layers.





Project: Paper Luminaries

2D/3D Design

Exploring translucency, shadows, light, 3D design, cut paper, and using paper as the binder--or the hinges, the way it is assembled is through making paper brackets and tabs.



Project: Sound and Systems

Students spent one class period gathering sound recordings from their daily lives: busses, cafeterias, campus, etc.

Students listened to the compiled play list of sounds in the dark, closing their eyes, with drawing utensils in each hand. Students were asked to “draw the rhythm,” to replicate what they’re hearing to an action mark made on paper.

Students used several of these “sound drawings” as source material for a collage. *How does one create harmony and unity out of chaos?*




Sound Drawing



Sound Drawing



Sound Drawing



Sound Drawing turned into a Collage


Project: Landscape Painting


Beginning
Painting

Students took
a field trip to
Prairie Springs
Environmental
Education
Center in
Genessee
Depot, WI,
near Carroll
University.













Project: Complementary Color Exploration

Beginning Painting

Students were asked to build a paper boat, and explore a range of value between two complementary colors.









Project: Bouquet Still Life

Beginning Painting

Students were asked to paint the bouquet in a wide range of value, exploring washes with oil paint.



**Project:
Monochromatic
+ Achromatic
Still Life Studies**

Beginning Painting

